


Features

- Input Voltage: 90~132V AC/176~264VA with switch
- Standard ultra-thin product, height 30mm
- Approved to CE, CB, CCC, cURus
- -30~+70°C working temperature
- Efficiency up to 87%
- Protection: OLP, OVP, SCP
- 2 Years Warranty



Certified to EN 62368-1/IEC 62368-1 & CE, RoHS, REACH Standards and complies with the relevant Efficiency Regulations. These are primarily used in ITE, Audio & Video Industries and customised solutions are available upon request.

Models

Model Number	DC Voltage (V)	Rated Current (A)	Rated Power (W)	Efficiency (%)	Ripple & Noise (mVp-p)
64A-150FGD-12	12	12.5	150	86	≤150
64A-150FGD-15	15	10	150	86	≤150
64A-150FGD-24	24	6.25	150	86	≤150
64A-150FGD-36	36	4.1	147.6	87	≤250
64A-150FGD-48	48	3.1	148.8	87	≤250

Output Specifications

Voltage adj. Range	±10.0%	All
Set up, Rise Time	≤ 2500ms, ≤ 200ms/230VAC load 100%	
Hold up Time	≥ 20ms/230VAC load 100%	
Line Regulation	±0.5%	All
Load Regulation	±0.5%	All
Output Voltage	±1.5%	All

Input Specifications

Voltage range	90~132VAC/176~264VAC by switch	
Input current	230VAC/1.8A	115VAC/3.6A
Frequency Range	47-63Hz	
Inrush Current	Cold start 60A/230VAC	

Leakage Current	<3.5mA/240VAC
-----------------	---------------

Safety & EMC

EMS	compliance to: EN55035 ;EN61000-4-2,3,4,5,6,8,11
Harmonic current	compliance to: GB17625.1;EN61000-3-2,-3 limited requirements
EMC	compliance to: EN55032 class B
Safety standard	compliance to: GB4943/UL1012
Withstand voltage	I/P-O/P:3KVac/5mA;I/P-CASE:1.5KVac/5mA; O/P-CASE:0.5KVAC/5mA 1min for each test
Isolation resistance	I/P-O/P:100M ohms; I/P-Case:100M ohms; O/P-Case:50M ohms

Protection

Over voltage	13.5 ~ 16.5V	12v
	16.8 ~ 19.5V	15v
	27 ~ 33V	24v
	41 ~ 48V	36v
	54 ~ 64V	48v
	Voltage Limited	
Overload	110~150% rated Hiccup mode, auto-recovery	
Short circuit	Hiccup mode, auto-recovery after fault condition removed	

Environmental Characteristics

Working Temp & Humidity	-30~70°C 20%~95%RH no condensing (refer to derating curve)
Storage Temp & Humidity	-40°C~85°C 10%~95%RH no condensing
Vibration	10~500Hz,2G, 10min/1 cycle,60min.each along X,Y, Z axes six sweep cycles
Impact	20G,last 11mS, 3 impacts along X, y and Z axes
Altitude	the ambient temperature derating of 0.6 °C/100m for operating altitude higher than 2000m

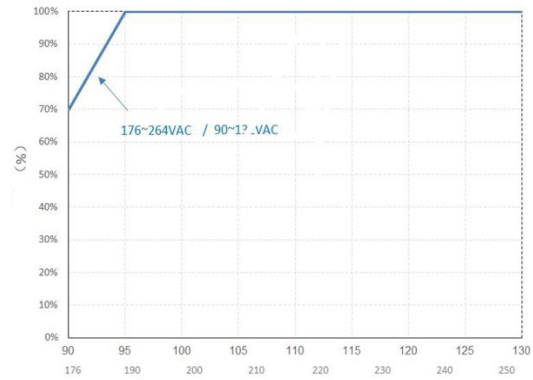
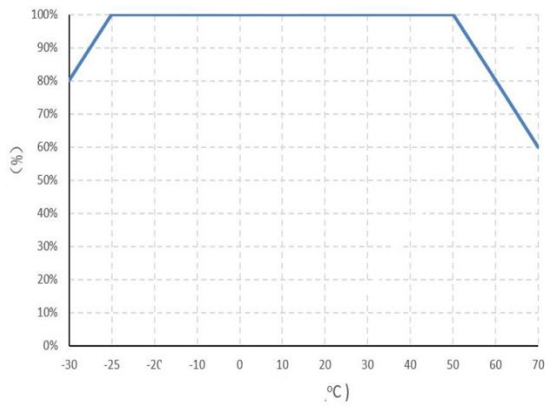
Other Information

MTBF	Under 25°C:250000Hrs, MIL-217 Method
SIZE	159*97*30mm (L*W*H)
Packing	0.38Kg/pcs,40pcs/box, 17KG/box
Cooling mode	Free air cooling
Extension mode	Block with cover

Notes :

- To extend the service life, it is recommended to leave 30% more allowance when loading. For example, if the equipment needs 100W power, please choose the power supply over 130W.
- Ripple & noise are measured at 20MHz of bandwidth by using a 12" twisted pair-wire terminated with a 0.1uf & 47uf parallel capacitor.
- All parameters NOT specially mentioned are measured at 230VAC input, rated load and 25°Cof ambient temperature.
- The power supply is considered a component which will be installed into a final equipment. The final equipment must be re-confirmed that it still meets EMC directives. All our EMC tests are carried out by mounting samples on metal plates.

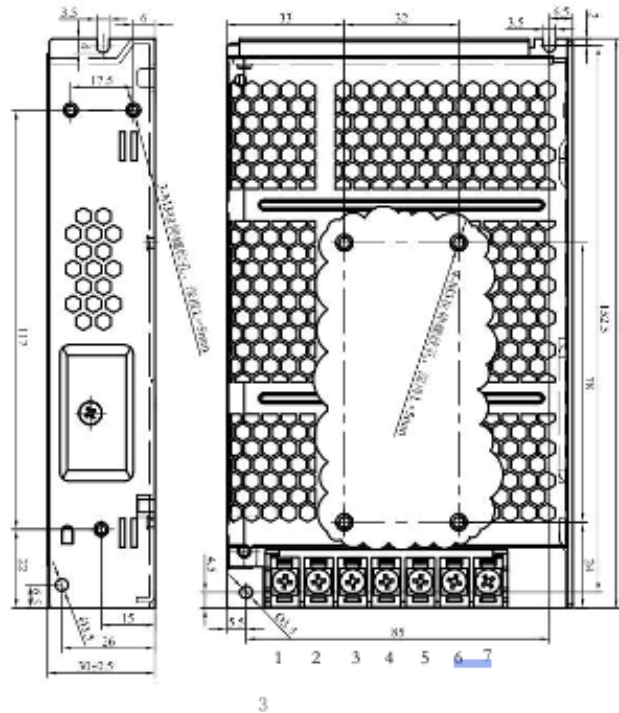
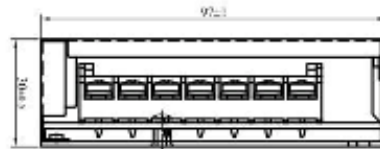
Derating Curve



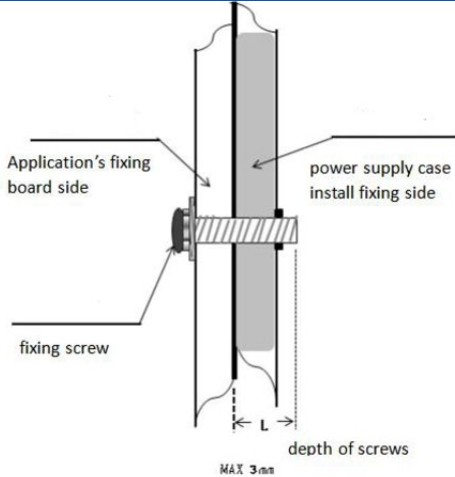
Dimensions and Recommended Layout

Terminal Pin No. Assignment

Pin No.	Assignment	Pin No.	Assignment
1	AC/L	4,5	DC OUTPUT -V
2	AC/N	6,7	DC OUTPUT +V
3	FG ±		



Installation Guide



Warning

1. Screw size : M3*6mm
2. Max torque for the screw terminal: 8kg
3. Max depth of screws into housing is 3mm
4. Right picture with more details

Use instructions :

1. Please follow the installation instructions when use the power supply.
2. Before power on test run after installation, please check and proofread the wiring on each terminal, make sure that the input and output, AC and DC, positive and negative, voltage and current values are correct, prevent the occurrence of wrong connection, and avoid damaging the power supply and user equipment.
3. Before power on, please use a multi meter to measure whether the live wire, zero wire and ground wire are short circuited, and whether the output terminal is short circuited; it is better to start without load when power on.
4. Do not exceed the nominal value of the power supply when using, so as not to affect the reliability of the product. If you need to change the output parameters of the power supply, please consult our technical department before using.
5. To ensure the safety of use and reduce interference, please ensure that the grounding terminal is reliably grounded (ground wire please thicker than AWG18) .
6. If the power supply fails, please do not repair it without permission. Please contact us on +44 (0)1733 309865

Transport, storage :

1. Transport : The package is suitable for shipping by automobiles, ships, airs, trains, etc. During transportation, it shall be rain proof, loaded and unloaded gently.
2. Storage : When the product is not in use, it shall be placed in the packing box. The storage environment temperature and relative humidity shall meet the requirements of the product. No corrosive gas or product in the warehouse, and no strong mechanical vibration, impact and strong magnetic field. The packing box shall be padded at least 20cm above the ground, and not be soaked. If the storage time is too long (more than 1 year), it shall be rechecked by professionals before use.